



Accessories

Line Side Adapters

Line side adapters are required for use with XTPR MMPs only when used as Type E self-protected manual combination starters or as part of XTFC or XTFR Type F combination motor controllers. Not required for group installation.


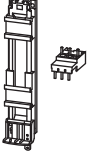
Line Side Adapters

| | Description | Catalog Number |
|---|---------------------------------------|------------------|
| XTPAXLSA | For use with Frame B MMPs (up to 32A) | XTPAXLSA |
|  | | |
| XTPAXLSAD | For use with Frame D MMPs (up to 40A) | XTPAXLSAD |
|  | | |


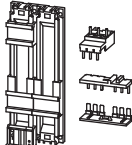
Combination Connection Kits

Combination connection kits include the necessary components to field assemble a manual motor controller with an MMP (XTPR) and contactor (XTCE).

Non-Reversing Starters

| | For Use with ... | Description/Composed of ... | Std. Pack ^① | Catalog Number |
|---|---------------------|--|------------------------|------------------|
| XTPAXTPCB | XTPR...B + XTCE...B | Mechanical connection element for XTPR...B and contactor | 1 | XTPAXTPCB |
|  | | Main current wiring between XTPR...B and contactor in toolless plug connection | 1 | |
| | | Cable guidance | 1 | |
| | | Use as contactor auxiliary switch XTCEXFAT_-. Control cable guidance: max. six cables up to 2.5 mm ² external diameter or four cables up to 3.5 mm ² external diameter | | |
| XTPAXTPCC and XTPAXTPCD | XTPR...B + XTCE...C | DIN rail adapter plate | 1 | XTPAXTPCC |
|  | | | | |
| | XTPR...D + XTCE...D | Main current wiring between XTPR and contactor | 1 | XTPAXTPCD |

Reversing Starters

| | For Use with ... | Description/Composed of ... | Std. Pack ^① | Catalog Number |
|---|------------------------|---|------------------------|-------------------|
| XTPAXTPCRB | XTPR...B + XTCE...B01_ | Mechanical connection element for XTPR...B and contactor | 1 | XTPAXTPCRB |
|  | | Reversing starter main current wiring in toolless plug connection | 1 | |
| | | Control cables for electrical interlocking in toolless plug connection— K1M: A1–K2M: 21, K1M: 21–K2M: A1, K1M: A2–K2M: A2 | 1 | |
| | | Cable guidance | 1 | |
| | | Use as contactor auxiliary switch XTCEXFAT_-. Control cable guidance: max. six cables up to 2.5 mm ² external diameter or four cables up to 3.5 mm ² external diameter. | | |
| XTPAXTPCRC | XTPR...B + XTCE...C | DIN rail adapter plate | 1 | XTPAXTPCRB |
|  | | | | |
| | | Reversing starter main current wiring | 1 | |

Note

^① Orders must be placed in multiples of package quantity listed.