

MINI-CONTACTORS



DPBG12



DPBF09 T4
DPBF12 T4

CONTACTORS



DPBF09A
DPBF12A
DPBF18A



DPBF26A



DPBF26 T4



DPBF32A

Motor Full Load 600V [A]	Locked Rotor			Resistive 600V [A]	Maximum Horsepower						Incorporated auxiliary contacts		Type of termination	Catalog Number	Price \$ each
	240V [A]	480V [A]	600V [A]		1 Phase		3 Phase				NO	NC			
					120V [HP]	240V [HP]	200V [HP]	240V [HP]	480V [HP]	600V [HP]					

THREE POWER POLES

14	84	84	84	20	3/4	2	3	3	10	10	0	1	Clamp-screw	DPBG12 01 Aⓐ	76.00
											1	0			DPBG12 10 Aⓐ
20	120	120	100	30	1 1/2	3	5	5	10	10	0	1	Clamp-screw	DPBF09 01 Aⓐ	81.00
											1	0			DPBF09 10 Aⓐ
25	150	150	125	30	2	3	5	5	10	15	0	1	Clamp-screw	DPBF12 01 Aⓐ	102.00
											1	0			DPBF12 10 Aⓐ
30	180	180	150	32	2	5	7 1/2	7 1/2	15	20	0	1	Clamp-screw	DPBF18 01 Aⓐ	117.00
											1	0			DPBF18 10 Aⓐ
40	240	240	200	50	3	7 1/2	10	10	30	30	0	0	Clamp-screw	DPBF26 00 Aⓐ	150.00
50	300	300	250	55	3	10	15	15	30	40	0	0		Clamp-screw	DPBF32 00 Aⓐ

FOUR POWER POLES ⓐ

14	84	84	84	20	3/4	2	3	3	10	10	0	0	Clamp-screw	DPBG12 T4 Aⓐ	79.00
20	120	120	100	30	1 1/2	3	5	5	10	10	0	0	Clamp-screw	DPBF09 T4 Aⓐ	90.00
25	150	150	125	30	2	3	5	5	10	15	0	0	Clamp-screw	DPBF12 T4 Aⓐ	111.00
30	180	180	150	32	2	5	7 1/2	7 1/2	15	20	0	0	Clamp-screw	DPBF18 T4 Aⓐ	142.00
40	240	240	200	50	3	7 1/2	10	10	30	30	0	0	Clamp-screw	DPBF26 T4 Aⓐ	162.00

ⓐ Complete catalog number with coil code as follow:

Code	Voltage range
024 60	24VAC 60Hz
120 60	120VAC 60Hz
230 60	230VAC 60Hz
460 60	460VAC 60Hz
575 60	575VAC 60Hz

Complete starter can be assembled using overload relays indicated in Section 5.

ⓐ The DPBF32A 3-pole type can be retrofitted with fourth pole, catalog number BFX42. Refer to page 4-5.

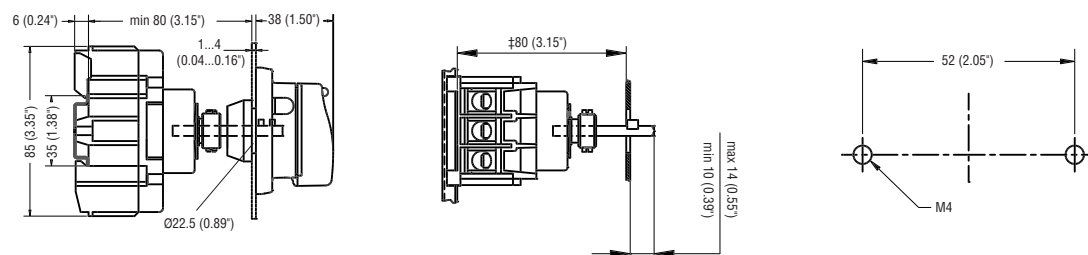
Positively guided contacts

See page TC-26 for details.

Certifications and compliance

UL listed for USA and Canada, file E93602.
Compliant with standards: UL508.

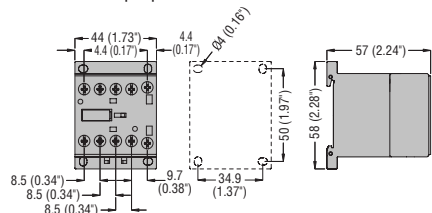
Door coupling version GUS with GUSH and GUSS



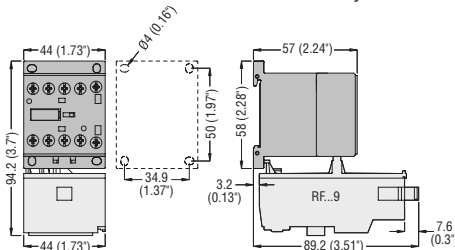
IEC style contactors DP definitive purpose contactors

THREE AND FOUR-POLE BG AND DPBG MINI-CONTACTORS AND CONTROL RELAY WITH AC OR DC COIL

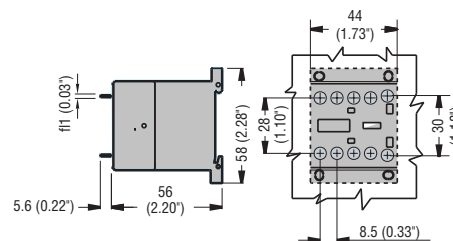
BG mini-contactors or control relay
DPBG definite purpose contactor



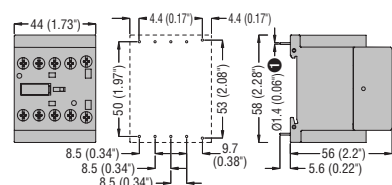
BG and **DPBG** mini-contactors with screw terminals and RF...9 thermal relay



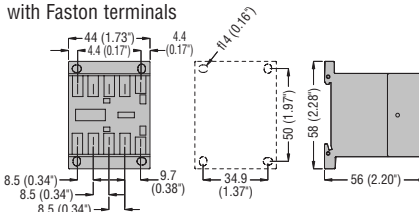
BGS with front PCB solder pins



BGP with rear PCB solder pins



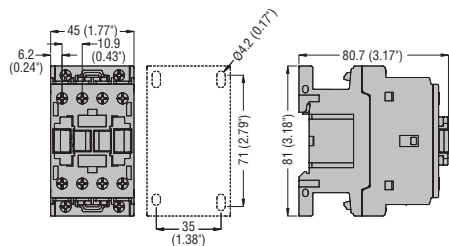
BGF with Faston terminals



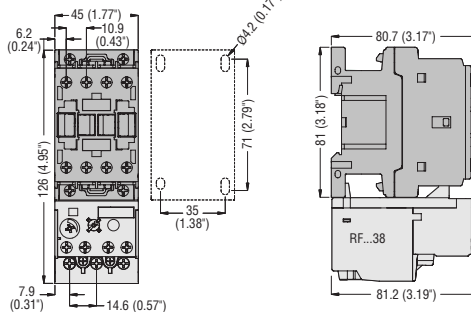
1 Recommended PCB drillings 1.7-2mm (0.07-0.08in).

BF AND DPBF CONTACTORS WITH AC COIL

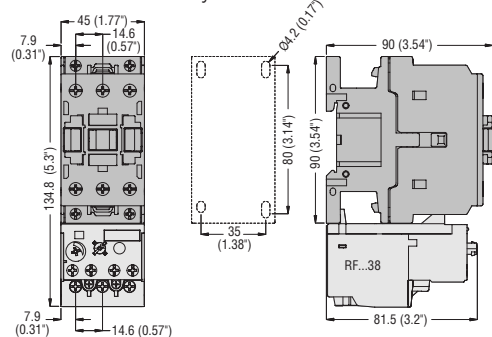
BF00A control relay - **DPBF09A** - **DPBF12A** - **DPBF18A** definite purpose and **BF09A** - **BF12A** - **BF18A** - **BF25A** contactors four poles



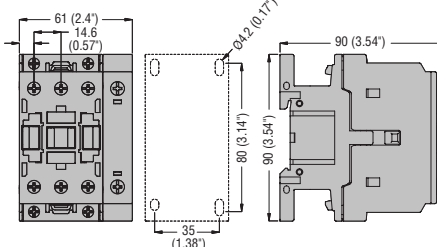
BF09A - **BF12A** - **BF18A** - **BF25A** - **DPBF09A** - **DPBF12A** - **DPBF18A** three poles with RF...38 thermal relay



BF26A - **BF32A** - **BF38A** - **DPBF26A** - **DPBF32A** three poles with RF...38 thermal relay



BF26 T - **BF32 T** - **BF38 T** - **DPBF26 T** - **DPBF32 T** four poles



1 DPBF32A fitted with fourth pole BFX42.