

A

Contactors

- > Wide voltage tolerance +10% to -20% nominal
- > Front mounted coil terminals
- > Four compact frame sizes cover applications to 150A
- > Dual box terminals make wiring safer and easier for cables with uneven cross-sections
- > New plug-in technology provides tool-less connection with other contactors and accessories, saving time and reducing wiring errors



Three-pole Contactors with Electro-magnetic AC Coil (to 150 Amps) ①

| UL/CSA General Use [A] | Maximum UL / CSA Horsepower Ratings | | | | | | | | | Integrated Auxiliary Contacts | | Catalog Number | Price |
|------------------------|-------------------------------------|-------|-------|----------------|-------|-------|-------|-------|-------|-------------------------------|----|----------------|-------|
| | Single Phase AC | | | Three Phase AC | | | | DC | | NO | NC | | |
| 600 V | 115 V | 200 V | 230 V | 200 V | 230 V | 460 V | 575 V | 125 V | 250 V | | | | |
| 20 | ¼ | ¾ | 1 | 1½ | 2 | 3 | 5 | ¼ | 1 | 1 | 0 | DILM7-10◆ ② | 176 |
| | | | | | | | | | | 0 | 1 | DILM7-01◆ ② | 176 |
| 20 | ½ | 1 | 1½ | 3 | 3 | 5 | 7½ | ½ | 1½ | 1 | 0 | DILM9-10◆ ② | 200 |
| | | | | | | | | | | 0 | 1 | DILM9-01◆ ② | 200 |
| 20 | 1 | 2 | 2 | 3 | 3 | 10 | 10 | ¾ | 2 | 1 | 0 | DILM12-10◆ ② | 248 |
| | | | | | | | | | | 0 | 1 | DILM12-01◆ ② | 248 |
| 40 | 2 | 2 | 3 | 5 | 5 | 10 | 15 | 2 | 3 | 1 | 0 | DILM17-10◆ | 260 |
| | | | | | | | | | | 0 | 1 | DILM17-01◆ | 260 |
| 40 | 2 | 3 | 5 | 7½ | 10 | 15 | 20 | 2 | 5 | 1 | 0 | DILM25-10◆ | 350 |
| | | | | | | | | | | 0 | 1 | DILM25-01◆ | 350 |
| 40 | 3 | 5 | 5 | 10 | 10 | 20 | 25 | 3 | 5 | 1 | 0 | DILM32-10◆ | 440 |
| | | | | | | | | | | 0 | 1 | DILM32-01◆ | 440 |
| 55 | 3 | 5 | 7½ | 10 | 15 | 30 | 40 | 5 | 10 | 0 | 0 | DILM40◆ ③ | 500 |
| 65 | 3 | 7½ | 10 | 15 | 20 | 40 | 50 | 7½ | 15 | 0 | 0 | DILM50◆ ③ | 580 |
| 80 | 5 | 10 | 15 | 20 | 25 | 50 | 60 | 10 | 20 | 0 | 0 | DILM65◆ ③ | 780 |
| 125 | 7½ | 15 | 15 | 25 | 30 | 60 | 75 | 10 | 25 | 0 | 0 | DILM80◆ ③ | 960 |
| 125 | 7½ | 15 | 15 | 25 | 40 | 75 | 100 | 10 | 25 | 0 | 0 | DILM95◆ ③ | 1190 |
| 155 | 10 | 25 | 25 | 40 | 50 | 100 | 100 | 15 | 30 | 0 | 0 | DILM115◆ ③④ | 1640 |
| 155 | 10 | 25 | 30 | 40 | 60 | 125 | 125 | 15 | 30 | 0 | 0 | DILM150◆ ③④ | 2020 |

AC Coil Codes - DILM7 – 95 ⑤

| Complete catalog number (◆) with... | Voltage Range | |
|-------------------------------------|---------------|------|
| | 50Hz | 60Hz |
| (24V60HZ) | – | 24V |
| (110V50HZ,120V60HZ) | 110V | 120V |
| (208V60HZ) | – | 208V |
| (190V50HZ,220V60HZ) | 190V | 220V |
| (230V50HZ,240V60HZ) | 230V | 240V |
| (415V50HZ,480V60HZ) | 415V | 480V |
| (600V60HZ) | – | 600V |

AC Coil Codes - DILM115 – 150 ④

| Complete catalog number (◆) with... | Voltage Range |
|-------------------------------------|---------------|
| | 50/60Hz |
| (RAC24) | 24V |
| (RAC120) | 120V |
| (RAC240) | 190 – 240V |
| (RAC500) | 480V – 500V |

Ordering Instructions

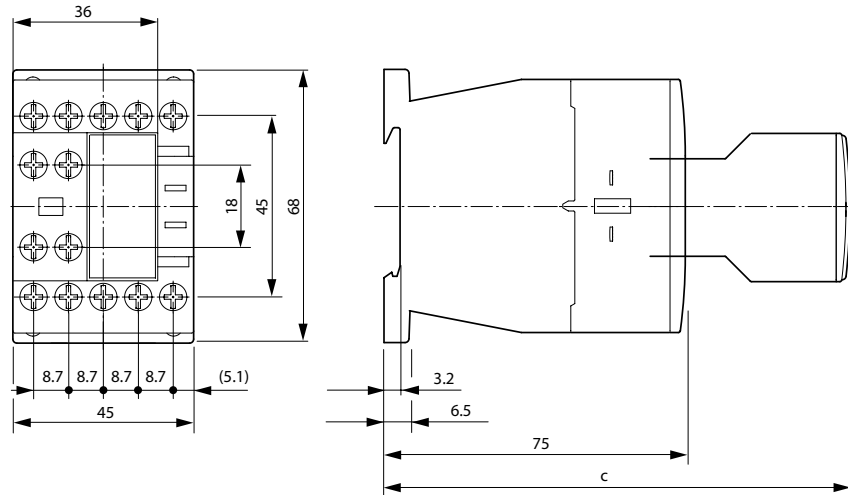
- 1 Locate the desired contactor
- 2 Complete the catalog number with coil code.
- 3 See pages A21 – A37 for auxiliaries and accessories.

- ① Positively guided contacts within all auxiliary contact modules (including any internal auxiliaries). Mirror contacts on all contactors (in relation to internal or external auxiliaries).
- ② Coils not replaceable.
- ③ May combine side mount and front mount auxiliary contact modules. For maximum number of auxiliary contacts see page A24.
- ④ Includes integrated surge suppressor.
- ⑤ Other coil voltages between 24 and 600V AC available by special order. Contact your Moeller representative for information.

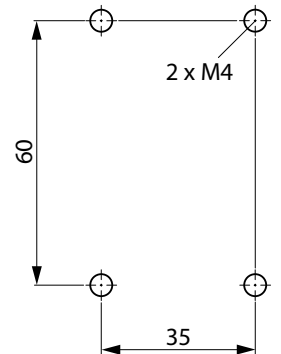
Contactor (low range)

DILM7-...; DILM9-...; DILM12-...

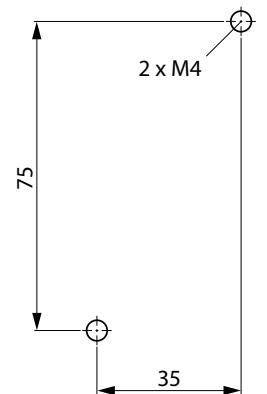
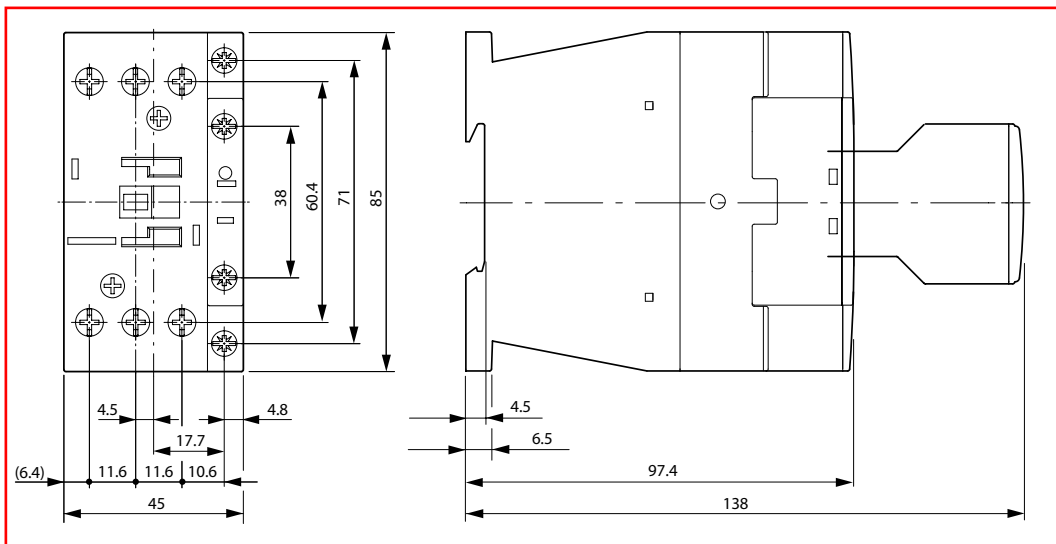
Dimensions are in millimeters.
Not intended for manufacturing purposes.



| Auxiliary Contact | c |
|-------------------|-----|
| DILM32-XHI | 117 |
| DILA-XHI | 117 |
| DILA-XHI...T | 125 |



DILMF8-...; DILMF11-...; DILMF14-...; DILM(F)17-...; DILM(F)25-...; DILM(F)32-...



Sideways distance to grounding parts: 6mm