


















Auxiliary Contact Modules (for DILEM Miniature Contactors) 1 2

| Auxiliary | NO | NC | Schematic | For use with... | Catalog Number | Price |
|---|---------------------|----|---|--|----------------|-------|
| Top Mount - Standard Terminal Markings | | | | | | |
|  | 0 | 2 |  | DILEM-10(-G) DILEM4(-G) | 02DILEM | |
| | 1 | 1 |  | | 11DILEM | |
|  | 2 | 2 |  | DILEM-10(-G) DILEM4(-G) | 22DILEM | |
| Top Mount - Alternative Terminal Markings | | | | | | |
|  | 0 | 2 |  | DILEM-01(-G) DILEM-10(-G) DILEM4(-G) DILER-40(-G) DILER-31(-G) DILER-22 4 | 02DILE | |
| | 1 | 1 |  | | 11DILE | |
| | 2 | 0 |  | | 20DILE | |
| | 1EM 3 1LB 3 | |  | | 11DDILE | |
|  | 0 | 4 |  | DILEM-01(-G) DILEM-10(-G) DILEM4(-G) DILER-40(-G) DILER-31(-G) DILER-22 4 | 04DILE | |
| | 1 | 3 |  | | 13DILE | |
| | 2 | 2 |  | | 22DILE | |
| | 3 | 1 |  | | 31DILE | |
| | 4 | 0 |  | | 40DILE | |
| | 1 + 1EM 3 1 + 1LB 3 | |  | | 22DDILE | |
| See Accessory Guide on page A32. | | | | | | |

1 DILE Terminal Markings comply with European Standards EN 50005 while DILEM Terminal Markings comply with EN 50005 and EN 50012.

2 Auxiliary Contact Modules have interlocked opposing contacts (does not apply to early-make or late-break contacts).

3 EM = Early Make.
LB = Late Break.

4 DC relay DILER-22-G will not accept auxiliary contact modules.