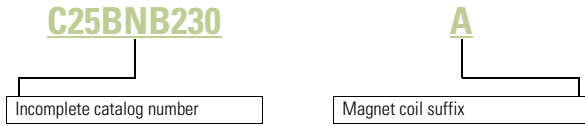


### Catalog Number Selection

#### 20–40A, Compact Single- and Two-Pole—C25






#### When Ordering Specify

- Catalog number plus magnet coil suffix, see below
- Modify catalog number for any options required, see Options, **Page V5-T4-6**

### Product Selection

#### Compact Contactors—Open Type

	Ampere Rating <sup>①</sup>					Maximum Motor (hp)		Maximum Motor (kW)		Catalog Number <sup>②③</sup>
	Inductive Full Load	Resistive	Locked Rotor		575V	115V	230V	115V	230V	
			240–277V	480V						
<b>Single-Pole</b>	<b>Single-Pole</b>									
	25	30	150	—	—	2	3	1.5	2.2	C25ANB125_
	30	40	150	75	50	2	5	1.5	3.7	C25ANB130_
	40	50	240	—	—	3	7-1/2	2.2	5.5	C25ANB140_
<b>Single-Pole with Shunt</b>	<b>Single-Pole with Shunt</b>									
	25	30	150	—	—	2	3	1.5	2.2	C25CNB125_
	30	40	150	75	50	2	5	1.5	3.7	C25CNB130_
	40	50	240	—	—	3	7-1/2	2.2	5.5	C25CNB140_
<b>Two-Pole</b>	<b>Two-Pole</b>									
	20	30	120	100	80	1-1/2	3	1.1	2.2	C25BNB220_
	25	35	150	125	100	2	3	1.5	2.2	C25BNB225_
	30	40	150	125	100	2	5	1.5	3.7	C25BNB230_
	40	50	240	200	160	3	7-1/2	2.2	5.5	C25BNB240_

#### Magnet Coil Suffix

AC Coil Voltage 50/60 Hz	Coil Suffix
24	T
110–120	A
208–240	B
277	H
380–415 (50 Hz), 440–480 (60 Hz)	C

#### Notes

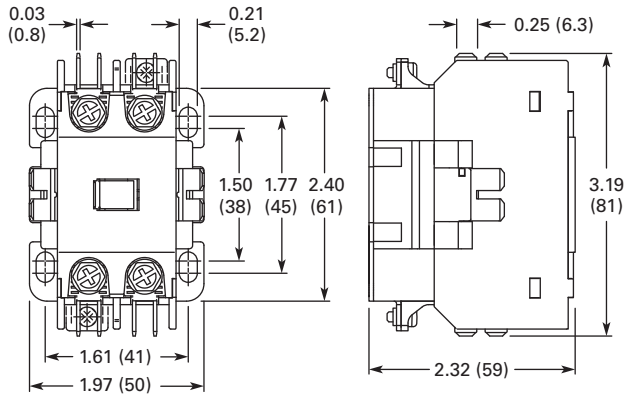
- ① Rating per pole.
- ② Incomplete catalog number. Replace underscore ( \_ ) in catalog number with coil suffix letter from the table above.
- ③ Bulk pack quantities are available in quantities of 50, contact local sales office.

### Dimensions

Approximate Dimensions in Inches (mm)

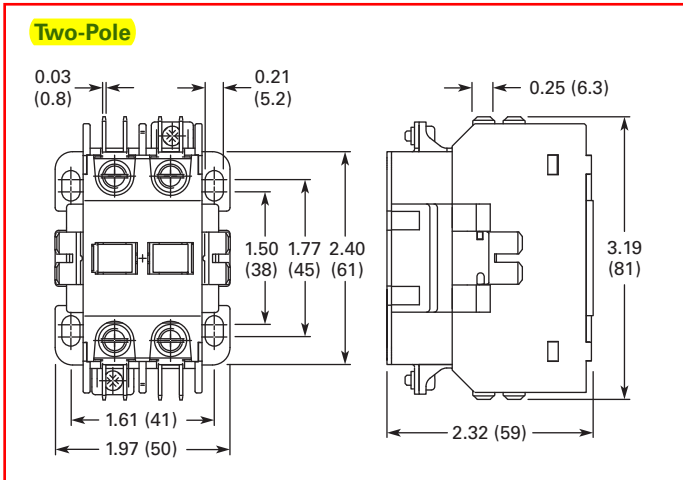
#### 20–40A, Compact Single- and Two-Pole—C25

##### Single-Pole and Single-Pole + Shunt



#### Approximate Shipping Weight

0.5 lb (0.2 kg)



#### Approximate Shipping Weight

0.7 lb (0.3 kg)