




# Accessories

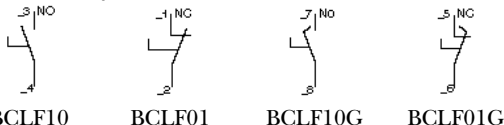
## Front-Mount Auxiliary Contact Blocks (for CL contactors)

Front-mount auxiliary contact blocks clip onto front face of contactor. Contact Rating: A600 Q600.



Type	Contacts	Catalog No.	Weight
Standard	1NO 1NC	BCLF10 BCLF01	.5 oz. .5 oz.
Make Before Break (Overlapping Contacts)	1NO 1NC	BCLF10G BCLF01G	.5 oz. .5 oz.

### Instantaneous, Front-Mounted



### Contact Ratings

	A600	Q600
Continuous Thermal Current	10 A	2.5 A
Max. VA/Amps Making	7200 VA / 60 A	69 VA
Max. VA/Amps Breaking	720 VA / 6 A	69 VA
Max. Operating Voltage	600 VAC	600 VDC

Note: For DC ratings at 600 Volts or less, the make and break ratings shall be obtained by dividing the voltampere rating by the application voltage but shall not exceed the continuous carrying current.

The DC rating shown in the above table shall not be exceeded when applied to control circuit devices.

### Front-Mount Auxiliary Contact Block Specifications

- Rated thermal current  
(Ith) temperature below 55°C..... 10A
- Rated insulation voltage  
(Ui) in accordance with IEC 947 ..... 1000V
- Making capacity (r.m.s.) in accordance with IEC 947  
AC 15/AC 11, Ue ≤ 400V, 50/60 Hz ..... 90A  
DC 13/DC 11, Ue ≤ 220V DC ..... 90A
- Breaking capacity (r.m.s.) in accordance with IEC 947  
AC 15/AC 11, Ue ≤ 400V, 50/60 Hz ..... 60A  
DC 13/DC 11, Ue ≤ 220V, DC ..... 0.95A
- Electrical (AC-3) endurance at  
rated current (millions of operations) ..... 1.0
- Short-circuit protection w/o welding ..... 10A
- Insulation resistance  
Between contacts ..... > 10 MΩ  
Between contacts and earth ..... > 10 MΩ  
Between input and output ..... > 10 MΩ
- Standard (Instantaneous Contacts)  
Guaranteed no overlap between NO and NC contacts  
Space ..... 1.3 mm  
Time ..... 1.5 ms

## Side-Mount Auxiliary Contact Blocks (for CL and CK contactors)

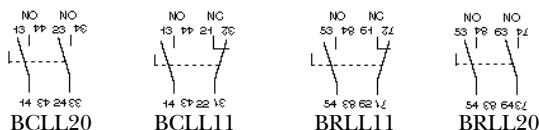


Side-mount auxiliary contact blocks can be mounted on either left or right sides of contactor. Positive displacement contacts are designed to prevent simultaneous closing of NO and NC contacts to avoid overlapping between opposing functions.

Contact Rating: A600 Q600.

For Use With	Contacts*	Base Block	Adder Block	Weight
5-500 hp contactors (all CL and CK contactors)	1NO-1NC	BCLL11	BRLL11	2 oz.
	2NO	BCLL20	BRLL20	2 oz.

\* Maximum of two side-mount auxiliary contact blocks per side of contactor.



### Contact Ratings

	A600	Q600
Continuous Thermal Current	10 A	2.5 A
Max. VA/Amps Making	7200 VA / 60 A	69 VA
Max. VA/Amps Breaking	720 VA / 6 A	69 VA
Max. Operating Voltage	600 VAC	600 VDC

Note: For DC ratings at 600 Volts or less, the make and break ratings shall be obtained by dividing the voltampere rating by the application voltage but shall not exceed the continuous carrying current.

The DC rating shown in the above table shall not be exceeded when applied to control circuit devices.

### Side-Mount Auxiliary Contact Block Specifications

- Rated thermal current  
(Ith) temperature below 55°C ..... 10A

- Rated insulation voltage  
(Ui) in accordance with IEC 947 ..... 1000V
- Making capacity (r.m.s.) in accordance with IEC 947  
AC 15/AC 11, Ue ≤ 400V, 50/60 Hz ..... 90A  
DC 13/DC 11, Ue ≤ 220V DC ..... 90A
- Breaking capacity (r.m.s.) in accordance with IEC 947  
AC 15/AC 11, Ue ≤ 400V, 50/60 Hz ..... 60A  
DC 13/DC 11, Ue ≤ 220V DC ..... 0.95A
- Electrical (AC-3) endurance at  
rated current (millions of operations) ..... 1.0
- Short-circuit protection w/o welding ..... 10A
- Insulation resistance  
Between contacts ..... > 10 MΩ  
Between contacts and earth ..... > 10 MΩ  
Between input and output ..... > 10 MΩ
- Standard (Instantaneous Contacts)  
Guaranteed no overlap between NO and NC contacts  
Space ..... 1.3 mm  
Time ..... 1.5 ms