




Accessories

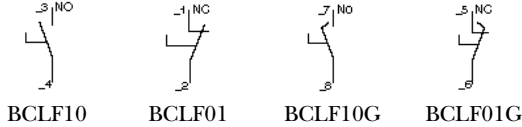
Front-Mount Auxiliary Contact Blocks (for CL contactors)



Front-mount auxiliary contact blocks clip onto front face of contactor. Contact Rating: A600 Q600.

Type	Contacts	Catalog No.	Weight
Standard	1NO	BCLF10	.5 oz.
	1NC	BCLF01	.5 oz.
Make Before Break (Overlapping Contacts)	1NO	BCLF10G	.5 oz.
	1NC	BCLF01G	.5 oz.

Instantaneous, Front-Mounted



Contact Ratings

	A600	Q600
Continuous Thermal Current	10 A	2.5 A
Max. VA/Amps Making	7200 VA / 60 A	69 VA
Max. VA/Amps Breaking	720 VA / 6 A	69 VA
Max. Operating Voltage	600 VAC	600 VDC

Note: For DC ratings at 600 Volts or less, the make and break ratings shall be obtained by dividing the voltampere rating by the application voltage but shall not exceed the continuous carrying current.

The DC rating shown in the above table shall not be exceeded when applied to control circuit devices.

Front-Mount Auxiliary Contact Block Specifications

- Rated thermal current (I_{th}) temperature below 55°C..... 10A
- Rated insulation voltage (U_i) in accordance with IEC 947 1000V
- Making capacity (r.m.s.) in accordance with IEC 947 AC 15/AC 11, U_e ≤ 400V, 50/60 Hz 90A DC 13/DC 11, U_e ≤ 220V DC 90A
- Breaking capacity (r.m.s.) in accordance with IEC 947 AC 15/AC 11, U_e ≤ 400V, 50/60 Hz 60A DC 13/DC 11, U_e ≤ 220V, DC 0.95A
- Electrical (AC-3) endurance at rated current (millions of operations) 1.0
- Short-circuit protection w/o welding 10A
- Insulation resistance
 - Between contacts > 10 MΩ
 - Between contacts and earth > 10 MΩ
 - Between input and output > 10 MΩ
- Standard (Instantaneous Contacts)
 - Guaranteed no overlap between NO and NC contacts Space 1.3 mm Time 1.5 ms

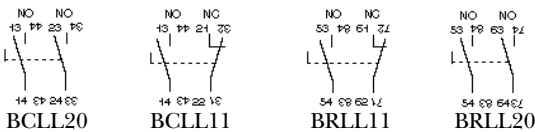
Side-Mount Auxiliary Contact Blocks (for CL and CK contactors)



Side-mount auxiliary contact blocks can be mounted on either left or right sides of contactor. Positive displacement contacts are designed to prevent simultaneous closing of NO and NC contacts to avoid overlapping between opposing functions. Contact Rating: A600 Q600.

For Use With	Contacts*	Base Block	Adder Block	Weight
5-500 hp contactors (all CL and CK contactors)	1NO-1NC	BCLL11	BRLL11	2 oz.
	2NO	BCLL20	BRLL20	2 oz.

* Maximum of two side-mount auxiliary contact blocks per side of contactor.



Contact Ratings

	A600	Q600
Continuous Thermal Current	10 A	2.5 A
Max. VA/Amps Making	7200 VA / 60 A	69 VA
Max. VA/Amps Breaking	720 VA / 6 A	69 VA
Max. Operating Voltage	600 VAC	600 VDC

Note: For DC ratings at 600 Volts or less, the make and break ratings shall be obtained by dividing the voltampere rating by the application voltage but shall not exceed the continuous carrying current.

The DC rating shown in the above table shall not be exceeded when applied to control circuit devices.

Side-Mount Auxiliary Contact Block Specifications

- Rated thermal current (I_{th}) temperature below 55°C 10A

- Rated insulation voltage (U_i) in accordance with IEC 947 1000V
- Making capacity (r.m.s.) in accordance with IEC 947 AC 15/AC 11, U_e ≤ 400V, 50/60 Hz 90A DC 13/DC 11, U_e ≤ 220V DC 90A
- Breaking capacity (r.m.s.) in accordance with IEC 947 AC 15/AC 11, U_e ≤ 400V, 50/60 Hz 60A DC 13/DC 11, U_e ≤ 220V DC 0.95A
- Electrical (AC-3) endurance at rated current (millions of operations) 1.0
- Short-circuit protection w/o welding 10A
- Insulation resistance
 - Between contacts > 10 MΩ
 - Between contacts and earth > 10 MΩ
 - Between input and output > 10 MΩ
- Standard (Instantaneous Contacts)
 - Guaranteed no overlap between NO and NC contacts Space 1.3 mm Time 1.5 ms