



Contactors Assemblies for Switching Motors

3RA23 reversing contactor assemblies


Fully wired and tested contactor assemblies²⁾ · Size S00 · Up to 10 HP



3RA23 18-8XE30-1BB4



3RA23 1.-8XB30-1A..



3RA23 1.-8XB30-2A..

AC data		UL data					Screw terminals		Weight approx.
Amp ratings	Single-phase HP ratings	Three-phase HP ratings		Rated control supply voltage U_s at 50/60 Hz		Auxiliary contacts	Spring-type terminals		
AC2/AC3	115 V 230 V	200 V	230 V	460 V	575 V	NO	NC	Order No.	kg

AC operation, 50/60 Hz										Order No.	Weight approx.
Size S00 ¹⁾											
7	1/4	3/4	1 1/2	2	3	5	24 AC	0	2	3RA23 15-8XB30-□AB0	0.46/0.50
7	1/4	3/4	1 1/2	2	3	5	110/120 AC	0	2	3RA23 15-8XB30-□AK6	0.46/0.50
7	1/4	3/4	1 1/2	2	3	5	220/240 AC	0	2	3RA23 15-8XB30-□AP6	0.46/0.50
9	1/3	1	2	3	5	7 1/2	24 AC	0	2	3RA23 16-8XB30-□AB0	0.46/0.50
9	1/3	1	2	3	5	7 1/2	110/120 AC	0	2	3RA23 16-8XB30-□AK6	0.46/0.50
9	1/3	1	2	3	5	7 1/2	220/240 AC	0	2	3RA23 16-8XB30-□AP6	0.46/0.50
12	1/2	2	3	3	7 1/2	10	24 AC	0	2	3RA23 17-8XB30-□AB0	0.46/0.50
12	1/2	2	3	3	7 1/2	10	110/120 AC	0	2	3RA23 17-8XB30-□AK6	0.46/0.50
12	1/2	2	3	3	7 1/2	10	220/240 AC	0	2	3RA23 17-8XB30-□AP6	0.46/0.50
16	1	2	3	5	10	10	24 AC	0	2	3RA23 18-8XB30-□AB0	0.46/0.50
16	1	2	3	5	10	10	110/120 AC	0	2	3RA23 18-8XB30-□AK6	0.46/0.50
16	1	2	3	5	10	10	220/240 AC	0	2	3RA23 18-8XB30-□AP6	0.46/0.50
DC operation										Order No.	Weight approx.
7	1/4	3/4	1 1/2	2	3	5	24 DC	0	2		
9	1/3	1	2	3	5	7 1/2	24 DC	0	2	3RA23 16-8XB30-□BB4	0.58/0.62
12	1/2	2	3	3	7 1/2	10	24 DC	0	2	3RA23 17-8XB30-□BB4	0.58/0.62
16	1	2	3	5	10	10	24 DC	0	2	3RA23 18-8XB30-□BB4	0.58/0.62
With communication interface ³⁾										Order No.	Weight approx.
7	1/4	3/4	1 1/2	2	3	5	24 DC	0	2		
9	1/3	1	2	3	5	7 1/2	24 DC	0	2	3RA23 16-8XE30-□BB4	0.58/0.62
12	1/2	2	3	3	7 1/2	10	24 DC	0	2	3RA23 17-8XE30-□BB4	0.58/0.62
16	1	2	3	5	10	10	24 DC	0	2	3RA23 18-8XE30-□BB4	0.58/0.62

1 Screw terminals
2 Spring-loaded terminals

For other voltages see page 2/51

For accessories and spare parts, see page 2/68-2/85.

- 1) For coil operating range, see page 2/51.
- 2) The contactors integrated in the contactor assemblies have no unassigned auxiliary contacts.
- 3) For use with 3RA27 and 3RA28 communication modules. See pages 2/26 to 2/33.